

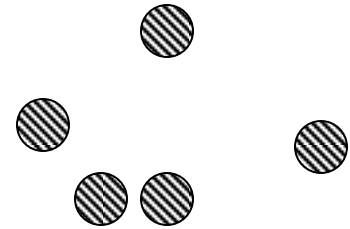
PUBLIC NOTICE

To ALL Posse Members So You Like to Shoot Revolvers...A Lot???

Date: Sunday, May 24th, 2015

Place: Range A, RRRC

Subject: Outlaw Josey Wales™ Returns



The May, 2015 Cowboy Action Shootin™ Match at Bend of Trail, Roanoke Rifle and Revolver Club is the match that has become known as the “Josey Wales” Match. Josey Wales carried as many as four pistols in the movie. On match stages, shooters are given the option of using an extra pair of pistols in lieu of using a rifle.

Back by popular demand this year: **On two stages those who wish to compete as a Josey Wales contestant will use four pistols AND a rifle.** The round count? Too many to figger; as normal, we’ve run out of collective fingers and toes. However, our match director says it’s somewhere around 120 pistol, 19 rifle, and 16 (maybe plus...surely plus) shotgun....and he knows how to cipher pretty good. Let’s hope his hour glass works just as good while all that bangin’ and clangin’ is goin’ on.

“Normal” cowpokes shooting the match with rifle and pistols will find that they will expend approximately 60 pistol, 59 rifle, and 16 plus shot shells.

Introduction to the Match

Outlaw Josey Wales is a 1976 American Western film that was set during and after the American Civil War. It was directed by and starred Clint Eastwood (as Josey Wales), other notable characters were played by Chief Dan George, Sondra Locke, and John Vernon.

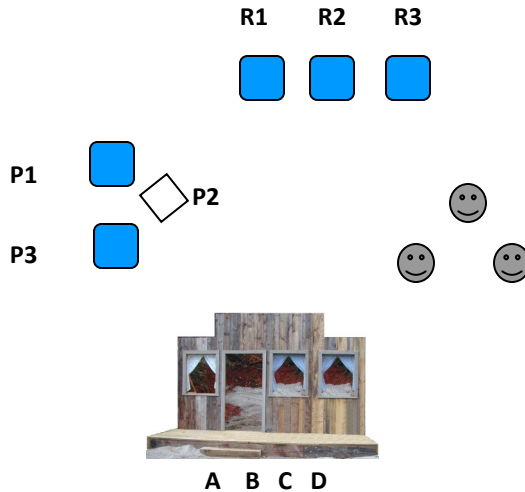
The film was adapted from author Forrest Carter's 1973 novel *The Rebel Outlaw: Josey Wales* (republished as *Gone to Texas*). Josey Wales' circumstances somewhat mirror those of a notorious bushwhacker named Bill Wilson, a folk hero in Phelps and Maries counties in Missouri. All quotes used on the stages are from the movie.

Disclaimer: Target selection may vary with availability to the target-setter-uppers (and they know who they are) so don’t count on the real match target selection being *identical* to what you see here.

Josey Wales Match, 2015

All quotes are from the movie "Outlaw Josey Wales, starring Clint Eastwood"

Josey Wales Scenarios



Scenario #1

20 Pistol, 2+ Shotgun

Pistols loaded with 5 rounds each and holstered. 2 more Pistols with 5 rounds each are staged in Window C.

Φ Start with Shotgun staged in your hands at Window D.

When ready say;

"We have something in this territory known as a Missouriah boat ride"

At the buzzer, from Window D, knock down two of the three shotgun targets. Make shotgun safe on sill of Window D.

Move to Window C and with extra Pistols, engage the Rifle targets with two 1,1,2,3,3 sweeps. Make pistols safe on sill of Window C.

Move to Doorway B and engage the Pistol targets with your holstered pistols with two 1,1,2,3,3 sweeps.

Scenario # 2

20 Pistol, 3+ Shotgun

Pistols loaded with 5 rounds each and holstered. 2 more Pistols 5 rounds each are staged in Window C. Shotgun staged in Window D.

Φ Start at Doorway B with hands by your side.

When ready say;

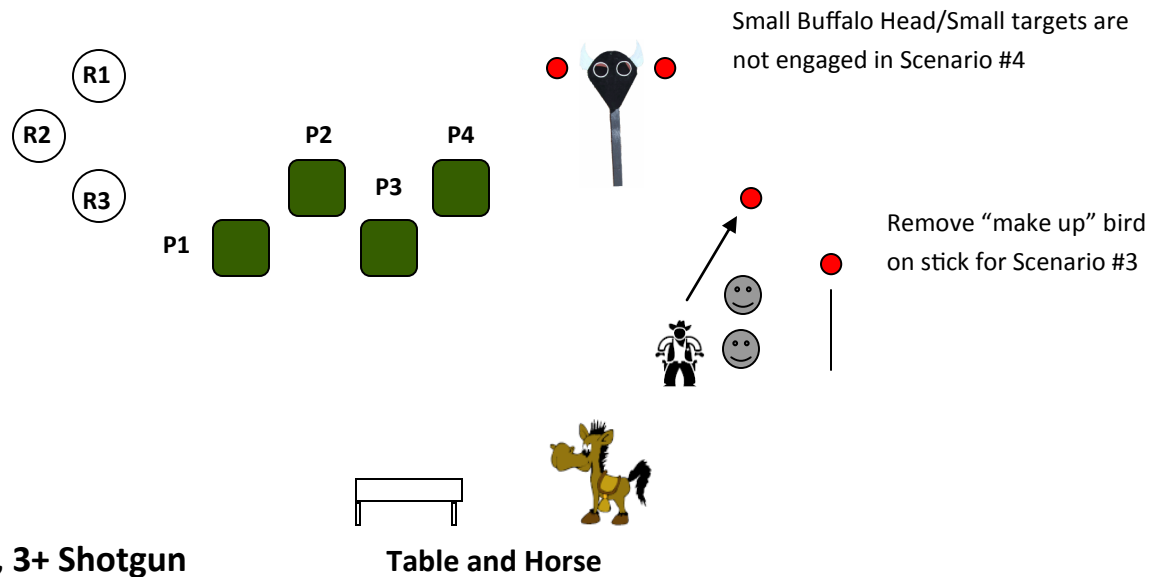
"He'll be waitin' for us in Hell"

At the buzzer, from Doorway B, draw your pistols and engage targets P1—P3 in the following manner:

1,2,3,2,1,2,3,2,1,**3**. Move to Window C and with extra Pistols, engage the three Rifle targets in same sequence as follows: 1,2,3,2,1,2,3,2,1,**3**. Make extra pistols safe on window sill. Move to window D and knock down all 3 Shotgun targets.

Josey Wales Match, 2015

Josey Wales Scenarios



Pistols loaded with 5 rounds each and holstered, 2 more Pistols 5 rounds each staged on table. Rifle loaded with 10 rounds is also staged on the Table. Shotgun is staged on the Horse.

Φ Start at the Table with hands on your revolvers (the ones in holsters). **Use caution when moving around table**

When ready say:

“White men have been sneaking up on us for years.”

At the buzzer, engage the Pistol targets in the following manner: 1,3,2,4,1,3,2,4,1,3. Holster pistols.

With your rifle hit both the small round clay targets mounted beside buffalo head —misses are not counted—expend the rest of the rifle rounds on rifle targets in any order, no Triple Taps—Make Rifle safe on Horse or Table.

Knock down the two Shotgun targets, popper and engage the bird. No penalty for missed bird. Make shotgun safe on horse.

Move to the table and from the table, with the extra set of pistols engage the rifle targets with ten rounds by double tapping.

Scenario #4

20 Pistol, 9 Rifle, 4+ Shotgun

Pistols loaded with 5 rounds each and holstered. 2 more Pistols loaded with 5 rounds each staged on the table. Rifle, LOADED WITH 9 ROUNDS, and Shotgun (open and empty) are staged on the Horse.

Φ Start at the Table with boxes in your hands. When ready, say:

“Well... are you going to pull those pistols or whistle “Dixie”?”

At the buzzer, drop the boxes on the ground TO THE LEFT OF THE FIRING POSITION (DO NOT throw boxes into the air), draw your pistols and engage the Pistol targets, in a continuous Nevada Sweep starting with P1 (no double taps).

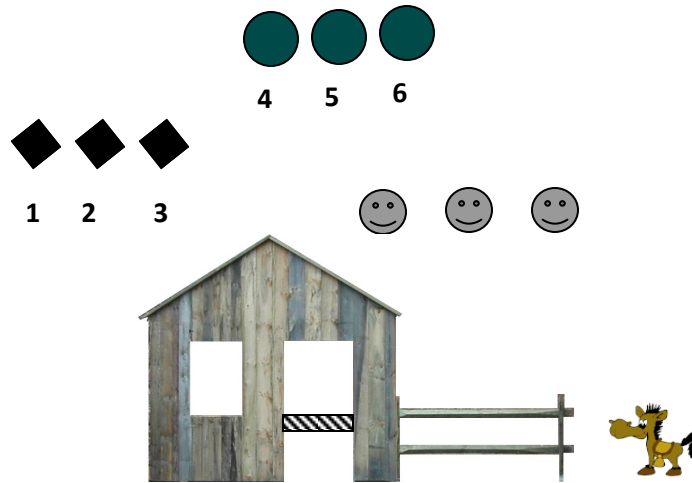
Holster Pistols, then with extra pistols engage the Rifle targets in a continuous Nevada sweep starting with R1 (no double taps!). Make extra Pistols safe on the Table.

Move to the Horse. With Rifle, engage the Rifle targets in the following manner 1,2,3,1,2,3,1,2,3. — Make Rifle safe on the Horse.

Knock down the 2 Shotgun targets, then engage popper and bird. A missed bird must be made up by breaking clay on the stand.

Josey Wales Match, 2015

JW Scenarios



Scenario #5

20 Pistol, 2+ Shotgun

Extra Pistols loaded with 5 rounds each are staged on Table in the Doorway. Other Pistols, loaded with 5 rounds each are holstered. Shotgun, open and empty, is staged on the Horse.

⊕ Start in the Doorway with hands on your hat.

When ready say:

“When you get to dislikin’ someone, they ain’t around too long!”

At the buzzer, using the two pistols staged on table: with First 5 Shots engage the 1,2,3 in a continuous Nevada Sweep starting with Target 1. With Second five shots, engage Targets 4,5,6 in a continuous Nevada Sweep starting with Target 4. Make pistols safe on Table. Repeat the sequence with your holstered pistols. No double taps!

Knock down any 2 Shotgun Targets.

Scenario #6

20 Pistol, 2+ Shotgun

Two pistols loaded with 5 rounds each resting on window sill. Two additional Pistols with 5 rounds each are holstered. Shotgun is open and unloaded staged on table in doorway.

⊕ Start at Window with hands on window frame at shoulder level.

When ready say:

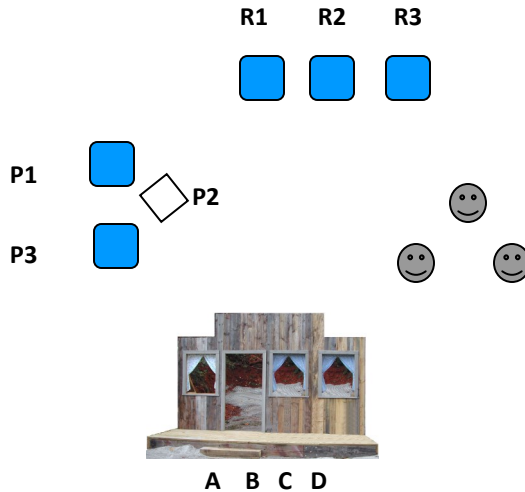
“Dyin’ ain’t much of a livin’ either!”

At the buzzer, engage the Pistol targets with pistols retrieved from window sill in this order. 1 on 1, 1 on 2, 3 on 3, 3 on 1, 1 on 2, 1 on 3. Make Pistols safe on window sill. Move to DOOR and engage targets 4—6 as follows: 1 on 4, 1 on 5, 3 on 6, 3 on 4, 1 on 5, 1 on 6 with holstered set of pistols. Make pistols safe. Retrieve Shotgun and knock down the two outside Shotgun Targets.

Josey Wales Match, 2015

All quotes are from the movie "Outlaw Josey Wales, starring Clint Eastwood"

CAS™ Scenarios



Scenario #1

10 Pistol, 10 Rifle, 3+ Shotgun

Pistols loaded with 5 rounds each and holstered. Rifle with 10 rounds is staged in Window C.

Φ Start with shotgun staged in your hands at Window D.

When ready say;

"We have something in this territory known as a Missouriah boat ride"

At the buzzer, from Window D, knock down two of the three shotgun targets. Make shotgun safe on sill of Window D.

Move to Window C and engage the Rifle targets with two 1,1,2,3,3 sweeps. Make Rifle safe on sill of Window C.

Move to Doorway B and engage the Pistol targets with your holstered pistols with two 1,1,2,3,3 sweeps.

Scenario # 2

10 Pistol, 10 Rifle, 2+ Shotgun

Pistols loaded with 5 rounds each and holstered. Rifle with 10 rounds is staged in Window C. Shotgun staged in Window D.

Φ Start at Doorway B with hands by your side.

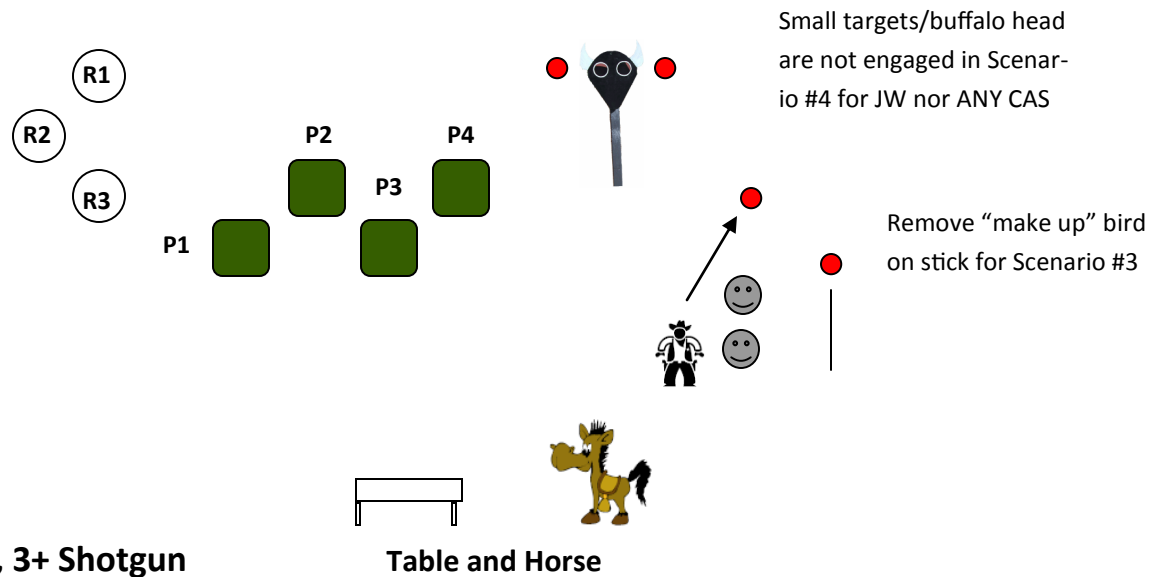
When ready say;

"He'll be waitin' for us in Hell"

At the buzzer, from Doorway B, draw your pistols and engage targets P1—P3 in the following manner: 1,2,3,2,1,2,3,2,1,**3**. Move to window B and with your Rifle, engage the three Rifle targets in same sequence as follows: 1,2,3,2,1,2,3,2,1,**3**. Make Rifle safe on window sill. Move to window D and knock down all 3 Shotgun targets.

Josey Wales Match, 2015

CAS™ Scenarios



Pistols loaded with 5 rounds each and holstered, Rifle loaded with 10 rounds is staged on the Table. Shotgun is staged on the Horse.

Φ Start from behind the table with hands on your revolvers. *Use caution when moving around table*

When ready say:

“White men have been sneaking up on us for years.”

At the buzzer, engage the Pistol targets in the following manner: 1,3,2,4,1,3,2,4,1,3. Holster pistols.

Retrieve Rifle from the table and engage the rifle targets with ten rounds by double tapping. Make Rifle safe.

Knock down the two Shotgun targets, popper and engage the bird. No penalty for missed bird.

Scenario #4

10 Pistol, 9 Rifle, 4+ Shotgun

Pistols loaded with 5 rounds each and holstered.

Rifle (Loaded with ONLY 9 Rounds) and the Shotgun are staged on the Horse.

Φ Start with boxes in your hands.

When Ready say:

“Well... are you going to pull those pistols or whistle “Dixie”?”


At the buzzer, drop the boxes on the ground TO THE LEFT OF THE FIRING POSITION (Do not throw them into the air), draw your Pistols and engage the Pistol targets, in a continuous Nevada Sweep starting with P1 (no double taps).

Holster Pistols, then with rifle, engage the Rifle targets in a continuous Nevada sweep starting with R1 (no double taps!). Make Rifle safe on the Table.

Move to the Horse. Knock down the 2 Shotgun targets, then engage popper and bird. A missed bird must be made up by breaking clay on the stand.

Josey Wales Match, 2015

CAS™ Scenarios



Scenario #5

10 Pistol, 10 Rifle, 3+ Shotgun

Pistols loaded with 10 rounds each are holstered. Rifle loaded with 10 rounds is staged on table in Doorway. Shotgun, open and empty, is staged on the Horse.

Φ Start at the Doorway with hands on your hat.

When ready say:

“When you get to dislikin’ someone, they ain’t around too long!”

At the buzzer, using the Rifle: engage Targets 4—6 in a continuous Nevada Sweep starting with Target 6. make Rifle safe on Table. With Pistols, engage Targets 1—3 in a continuous Nevada Sweep starting with Target 3. No double taps! Make Pistols safe.

Knock down all 3 Shotgun Targets. Starting with rightmost target first.

Scenario #6

10 Pistol, 10 Rifle, 2+ Shotgun

Rifle loaded with 10 rounds resting on WINDOW sill. Pistols loaded with 5 rounds each are holstered. Shotgun is open and unloaded staged on table in doorway.

Φ Start at Window with hands on window frame at shoulder level.

When ready say:

“Dyin’ ain’t much of a livin’ either!”

At the buzzer, engage the Pistol targets in this order. 1 on 1, 1 on 2, 3 on 3, 3 on 1, 1 on 2, 1 on 3. Make Pistols safe. Pick up Rifle and Move to DOOR and with Rifle, engage targets 4—6 as follows: 1 on 4, 1 on 5, 3 on 6, 3 on 4, 1 on 5, 1 on 6. Make Rifle safe. Retrieve Shotgun and knock down the two outside Shotgun Targets.